


# Baylis Medical Brand Guidelines

## Logo Spacing



The Baylis logo needs to have enough space on all sides to ensure legibility and reduce clutter. This space should be at least the size of the letter "B" of the logo at any scale.

## Logo Sizing



20 mm

The Baylis logo needs to be at least 20 mm in width to ensure legibility of "Medical" in the logo.

## Improper Logo Applications



Do not change the logo colour.



Do not rotate the logo.



Do not stretch, skew, or warp the logo.



Do not add any elements to the logo.




Do not add any effects.



Do not change the font.

## Baylis Medical Corporate Colours

When applicable, you should opt to use Baylis corporate colours (not on the logo itself).




**Pantone 2384 C**

**CMYK (Print)**  
Cyan 99% / Magenta 48%  
Yellow 1% / Black 14%

**RGB (Digital)**  
R: 0 / G: 97 / B: 160

**Hex Color (Digital)**  
# 006699



**Pantone 7535 C**

**CMYK (Print)**  
Cyan 10% / Magenta 11%  
Yellow 23% / Black 19%

**RGB (Digital)**  
R: 183 / G: 176 / B: 156

**Hex Color (Digital)**  
# b7b09c